



## INFANT INCUBATOR

**ECOLA  
3000**

### STABLE

#### AMBIENT TEMPERATURE MONITORING

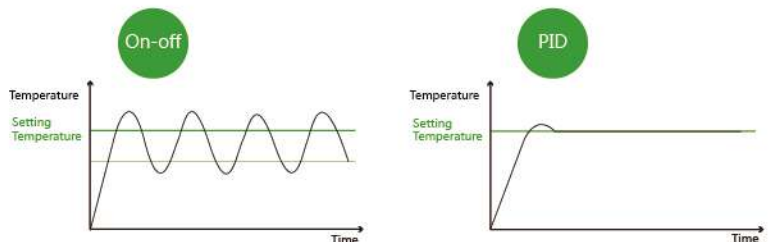
With ambient temperature probe EcoLa series incubator is able to compare the gap between ambient and setting temperature and changing heating power output accordingly in order to provide more stable inside hood air temperature.

#### PID FUZZY ALGORITHM

With the help of latest PID technology, EcoLa minimizes the temperature variability to unprecedented 0.2°C and temperature overshoot is also reduced dramatically.

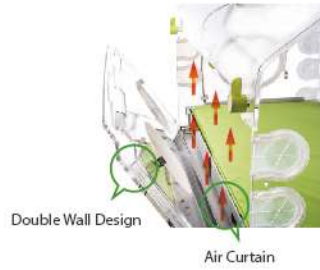
#### HEATING SYSTEM MONITORING

EcoLa monitors not only hood air temperature but also radiator and circuit air temperature. By collecting each parts' temperature information, EcoLa's temperature control system is much more accurate and safe than others.



## TEMPERATURE UNIFORMITY

EcoLa series incubator's air circuit system is designed based on massive experimentation. With plenty aerodynamics knowledge, the temperature uniformity is improved as much as possible in order to give infant the safest micro-environment.



## RELIABLE

### HEATING SOURCE DOUBLE PROTECTION

EcoLa is equipped with both thermocouple and mechanical temperature switch to protect the heating source of heating system and evaporator. Thermocouple reads real time temperature and limits the temperature in a safe range by feedback the temperature value to control module. While mechanical temperature switch is in series circuits, if the heating source temperature goes unnormal level, temperature switch cuts off the circuit physically.



### THREE CHANNEL TEMPERATURE SENSORS

There are three channel of temperature sensors in the module box. One channel is for reading hood temperature to remain the temperature at setting value. Another temperature sensor is in an individual circuit for protection only. The third sensor is used to compare the reading with other two sensors. If the reading of three sensors differ from 0.8°C, alarm is triggered.



## BACKUP BATTERY

EcoLa is equipped with backup battery, once power supply is off, the backup battery supports the air circuit and alarm system keep working at least 30 minutes.

## BNG MEDICAL INSTRUMENTS CO., LTD.

Room 205, Block F, Funing High Tech Industry Park, Fuyong,  
Baoan District, Shenzhen City, Guangdong Province, P.R. China

T: +86 755 2357 6023  
info@bngmed.com

F: +86 755 2357 6023

## ALARM LIST

EcoLa provides wide range of physiological and technical alarms in order to improve the treatment effect and eliminate residual risk from the device.



### A. System Fault Alarm

<b>Stuck Key</b>	This alarm occurs when a stuck key is detected.
<b>Sensor Disconnect</b>	This alarm occurs when communication with the sensor module fails.
<b>Sensor Module Failure3</b>	This alarm occurs when the controller detects a sensor module fan is not rotating.
<b>Sensor Module Failure6</b>	This alarm occurs when the controller detects the ambient temperature sensor is open or shorted.
<b>Sensor Module Failure8</b>	This alarm occurs when the controller detects that the sensor module watchdog reset.
<b>Low Air Flow</b>	This alarm occurs when an air circulation failure is detected.
<b>Air Flow Probe Failed</b>	This alarm occurs if the air flow probe connection is open or short circuited.
<b>Motor Failed</b>	This alarm is activated when the fan motor speed falls outside specified tolerances.
<b>Power Failure</b>	This alarm occurs when the AC power supply is off.(within 30s)
<b>Battery Disconnect</b>	This Alarm occurs when battery is disconnected.
<b>Sensor Out of Position</b>	This alarm occurs when the sensor module is not in the hood.
<b>Access Panel Open</b>	This alarm occurs when access panel is open.
<b>Heater Failed1</b>	This alarm occurs when the heater is over temperature.
<b>Heater Failed2</b>	This alarm occurs when the heater is damaged.
<b>Air Probe Failed</b>	This alarm occurs when one of the two thermistors in the sensor module differ from the other by 0.8°C or both two thermistors have a measurement error exceeding acceptable limits.
<b>Skin1 Probe Fail Alarm</b>	This alarm occurs in the Skin mode if the Skin1 probe is electrically open or shorted.
<b>Watchdog Failed</b>	This alarm occurs when a failure is detected with the watchdog.

### B. Temperature Alarm

<b>High Skin Temperature</b>	This alarm occurs when the indicated displayed temperature differs from the set temperature by > 0.5°C or >1.0°C (user selectable, default 1.0°C).
<b>Low Skin Temperature</b>	This alarm occurs when the indicated displayed temperature differs from the set temperature by < 0.5°C or <1.0°C (user selectable, default 1.0°C).
<b>Remove Skin2 Probe</b>	This alarm occurs when two skin probes are installed and the Skin mode is selected.
<b>Skin Probe Disconnect</b>	This alarm is activated when the Skin1 temperature probe (only in the Skin mode) is removed from the sensor module. The associated monitoring display is blanked. (within 30s)
<b>High Temp CutOut</b>	Under air control, this alarm is activated if the displayed incubator temperature reaches 38°C for set temperatures <37°C, or 40°C for set temperatures >37°C. Under skin control, this alarm is activated if the incubator temperature reaches 40°C for any set temperature.
<b>High Air Temperature</b>	This alarm occurs when the indicated displayed temperature differs from the set temperature by >1.5°C.
<b>Low Air Temperature</b>	This alarm occurs when the indicated displayed temperature differs from the set temperature by <2.5°C.
<b>High Skin1 Temperature</b>	This alarm occurs when the Air mode is enabled and the infant skin temperature (from the Skin 1 probe) is >38.0°C when the Override mode is not active, or >39.0°C when the >37°C mode of operation is active.
<b>High Skin 2 Temperature</b>	This alarm occurs when the Air mode is enabled and the infant skin temperature (from the Skin2 probe) is >38.0°C when the Override mode is not active, or >39.0°C when the >37°C mode of operation is active.

### C. Humidity Alarm

<b>Humidity Heater Failed 1</b>	This alarm occurs when the humidity heater temperature is over heat.
<b>Add Water</b>	No enough water in water reservoir.
<b>Low Humidity</b>	This alarm occurs when the humidity is 10% lower than setting humidity. Note: The alarm is blocked for 30 minutes everytime turn on the machine, or 15 minutes everytime the humidity setting value is changed.
<b>Reservoir Out of Position</b>	This alarm occurs when the water reservoir not in position.
<b>Humidity Heater Failed 2</b>	This alarm occurs when the heater thermocouple wires are open or shorted.

### D. Oxygen Alarm

<b>Oxygen Cell</b>	This alarm occurs when the oxygen cell readings differ by more than 3%. As a result, the oxygen flow into the system is interrupted.
<b>Difference</b>	This alarm occurs when the displayed oxygen value is >3% below the oxygen set point.
<b>Low Oxygen</b>	This alarm occurs when the displayed oxygen value is >3% above the oxygen set point.
<b>High Oxygen</b>	This Alarm occurs when the oxygen cells are out of date.
<b>Change Oxygen Cells</b>	This Alarm occurs when the O2 source pressure is low or high.
<b>Check O2 Supply</b>	This Alarm occurs when proportional value is failed.
<b>Servo O2 System Fail</b>	This Alarm occurs when the oxygen cell is disconnected with module box.



8" LCD display, user friendly interactive operation interface



Big storage drawers



Ergonomic designed handle with perfect height



Detachable water reservoir, easy to clean and sterilize



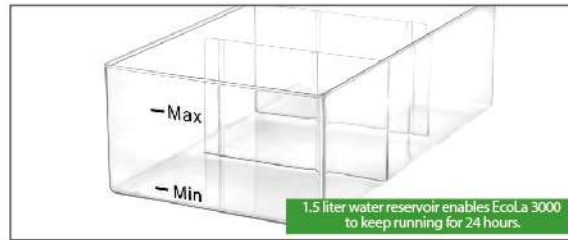
Can be operated from both side of hood

## COMFORTABLE

- EcoLa provides newborn a supper quiet environment. With the help of aerodynamics, EcoLa's hood sound is reduced to 45dB.
- With great detail design, EcoLa is also devoted to provide medical personnel pleasure operation experience.



Three auxiliary power output



1.5 liter water reservoir enables EcoLa 3000 to keep running for 24 hours.



Tente castor with lock

## SPECIFICATION

Give every newborn the best start in life

<b>Physical Attributes</b>	<b>Height</b> 126.1cm to 146.1cm	<b>Width</b> 99.7cm	<b>Depth</b> 57.7cm	<b>Weight</b> 80kg
<b>Hood Specifications</b>	<b>Tubing access ports</b> 10	<b>Access door size</b> 18 x 13cm	<b>Mattress to hood height</b> 4.8cm	
	<b>Soft bed mattress size</b> 73.6 x 38.6 x 1.8cm	<b>Mattress tilt</b> ±12°	<b>Drawer depth</b> 36cm	
	<b>Drawer size</b> 28.0 x 24.7cm 28.0 x 11.3cm(x2)			
<b>Temperature Control Modes</b>	<b>Temperature control modes</b> Skin and air temperature control mode	<b>Air mode control temperature range</b> 20° C-37° C	<b>Air mode control override temperature range</b> 37° C-39° C	
	<b>Air mode control accuracy</b> ±1.0° C	<b>Skin mode control temperature range</b> 34° C-37° C	<b>Skin mode control override temperature range</b> 37° C-38° C	
	<b>Skin temperature accuracy</b> ±0.3° C	<b>Dual-skin temperature monitoring</b> Yes		
<b>Servo Humidity Option</b>	<b>Humidity control range</b> 30%-95% RH	<b>Humidity control operating time without refilling</b> 24 hours	<b>Humidity control reservoir capacity</b> 1500ml	
	<b>Humidity display accuracy</b> ±5% RH	<b>Humidity control accuracy</b> ±5% RH		

<b>Performance</b>	<b>Air flow velocity across mattress</b> < 10 cm/sec	<b>Temperature rise time at 22 °C (72 °F) ambient</b> <20min (From 22 °C, 50% RH, to 35 °C)	<b>Temperature variability</b> < 0.2 °C	
	<b>Temperature overshoot</b> < 0.5 °C maximum	<b>Temperature uniformity with a level mattress</b> < 0.8 °C	<b>Operating noise level in hood</b> ≤45dBa	
	<b>Carbon Dioxide (CO2) Level</b> <0.5%			
<b>Servo Oxygen Option</b>	<b>Oxygen display accuracy of full scale</b> ± 2%	<b>Oxygen control accuracy (100% calibration)</b> ± 3%	<b>Oxygen control accuracy (21% calibration)</b> ± 5%	
	<b>Oxygen control range</b> 21 % to 65%	<b>Oxygen display resolution</b> 1%		
<b>Scale Option</b>	<b>Weight range</b> 300 g to 8 kg	<b>Weight display resolution</b> 1 g	<b>Weight accuracy</b> ±10 g	
<b>Operating Environment</b>	<b>Temperature</b> 20° to 30° C	<b>Humidity</b> 10 to 95% RH	<b>Air Velocity</b> Up to 0.3 m/sec	
	<b>Storage/Shipping Information</b>	<b>Temperature</b> -25° to 60° C	<b>Humidity</b> 0 to 95% RH	

### BNG MEDICAL INSTRUMENTS CO., LTD.

Room 205, Block F, Funing High Tech Industry Park, Fuyong, Baoan District, Shenzhen City, Guangdong Province, P.R. China

T: +86 755 2357 6023  
info@bngmed.com

F: +86 755 2357 6023



## PHOTOTHERAPY

BN300

- 3.5 inch LCD TFT color touch control screen.
- Light intensity adjustment with range 0-100%  $\mu\text{W}/\text{cm}^2/\text{nm}$  by 5% increments.
- 32pcs super LEDs and 8 pcs white examination LEDs.
- Optional languages support.
- Green LED marking light ensure the users determine the active treatment zone inside the ideal efficient area(50\*25cm).

- 
- Effective area illumination and focusing.
  - Height adjustment with block lift.
  - Real time clock and date display on the main screen.
  - 0-99h treatment Timer&Down-Counter.
  - Easy use for incubator and baby cribs.

- 
- Skin temperature measurement.
  - High/Low skin temperature alarm.
  - 360° rotatable head module in all directions.
  - Suitable to use stand alone without trolley.
  - Light source without emitting heat, UV and IR (super LEDs).



## SPECIFICATION

<b>Model Name</b>	BN300
<b>Light Source</b>	32 Blue Super LED
<b>Examination</b>	8 White LED
<b>Screen Type</b>	3.5inch LCD TFT Color Touchscreen
<b>Spectral Irradiance</b>	25 - 120 $\mu$ W/cm <sup>2</sup> /nm
<b>Wavelength Range</b>	450-470 nm 458 nm Peak
<b>Treatment Life-time of the Lamps</b>	20,000 Hours
<b>Skin Temperature</b>	Skin Temperature Range: 10 - 45 °C
<b>Skin Temperature Alarm Limits</b>	30 - 39 °C Low-High
<b>Adjustable Irradiance Intensity</b>	% 0 - 100 % 5 increments
<b>Treatment Timer, counter Type</b>	0-99 hours Counter/Downcounter programmable
<b>Safety of Screen</b>	Touchscreen Lock
<b>Alarm (Audible/Visual/Written)</b>	High Skin Temperature - Low Skin Temperature, Temperature Deviation (0.5°C / 1°C), End of Treatment, Life time, Overheat, Skin Probe Failure
<b>Alarm Silence</b>	From touchscreen
<b>Noise Level</b>	< 30 dB
<b>Fan</b>	Fanless Cooling System
<b>Adjustable Weight</b>	Bloklift height adjustment by foot pedal
<b>Body Feature</b>	Aluminum Stainless Body
<b>Head Rotation</b>	360° in all directions
<b>Castors</b>	Gas Shock Wheel Mechanism

Working Conditions	
<b>Temperature</b>	15°/30° C
<b>Humidity</b>	5 to ≤%99 RH
Electrical Features	
<b>Voltage and frequency</b>	220-240 VAC 50/60 Hz, 1 A
<b>Power</b>	50 W
Storage Features	
<b>Temperature</b>	-10 to +40°C
<b>Humidity</b>	0 to %90 RH
Physical Specifications	
<b>Phototherapy Unit</b>	W: 45 cm, D: 25 cm, H: 8.5 cm
<b>Width, dimension and height</b>	4 kg
<b>Weight</b>	150-190 cm
<b>Carry stand (min, max)</b>	17 kg
<b>Carry stand Weight</b>	Mobile stand and skin temperature probe
<b>Standard Accessories</b>	(Reuseable)



## AIR-OXYGEN BLENDER

B100 Air-Oxygen Blender is an independent high accuracy gas mixing device managing input oxygen and air, concentration and flow rate to meet clinical needs. B100 is effective for rescuing neonatal and premature patients who are suffering from hypoxia.

B100 is equipped with humidifier, oxygen therapy tubes and pressure generator and it can be used to build up oxygen therapy device or simple CPAP device.

## SPECIFICATION

<b>Oxygen Concentration</b>	21%-100%
<b>Oxygen Accuracy</b>	±3%
<b>Flow Control(Optional)</b>	2-18LPM SPA 3-30LPM SPA 6-60LPM SPA
<b>Air Source Supply</b>	0.3 Mpa-0.4Mpa
<b>Air Supply Pressure Alarm</b>	Air source pressure over 0.1Mpa
<b>Dimension</b>	68*88*75mm
<b>N.W.</b>	<1.5kg



## BNG MEDICAL INSTRUMENTS CO., LTD.

Room 205, Block F, Funing High Tech Industry Park, Fuyong, Baoan District, Shenzhen City, Guangdong Province, P.R. China

T: +86 755 2357 6023  
info@bngmed.com

F: +86 755 2357 6023